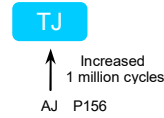


TJ 系列 SERIES



- 全焊结构，确保可靠的电气接触性
All-welded construction ensures reliable electrical contact
- 急充放电用特殊设计
Special design for heavy charge and discharge
- 急充放电 100 万回保证(充电 0.8 秒、放电 1 毫秒)
1000000 cycles of charge and discharge (0.8 second charge 1 ms discharge)
- 应用：电焊机
Applications: Electric welding machine



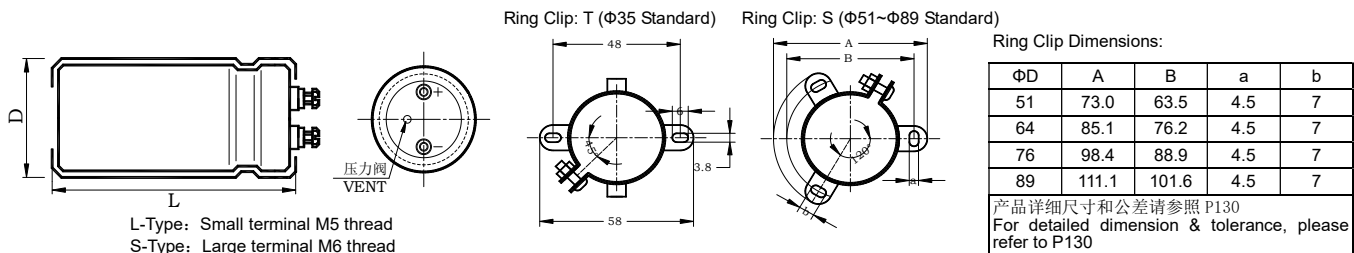
规格表 SPECIFICATIONS

项目 Items	特性 Characteristics								
工作温度范围 Operating Temperature Range	-25~+70℃								
额定工作电压范围 Rated Working Voltage Range	315~475V								
静电容量范围 Capacitance Range	100~2200 µF								
静电容量允许偏差 Capacitance Tolerance	-10~+50% (20℃, 120Hz)								
损耗角正切值 Dissipation Factor (MAX) 20℃, 120Hz	<table border="1"> <tr> <td>U_R(V)</td> <td>315</td> <td>450</td> <td>475</td> </tr> <tr> <td>tanδ</td> <td colspan="3">0.10</td> </tr> </table>	U _R (V)	315	450	475	tanδ	0.10		
U _R (V)	315	450	475						
tanδ	0.10								
漏电流 Leakage Current (MAX)	$I = 0.03C_R U_R$ 或 5mA 取小者 (20℃, 施加额定电压 5 分钟后) $I = 0.03C_R U_R$ or 5mA whichever is minimum. (at 20℃, After 5 minutes application of rated voltage) I=漏电流 (µA) U _R =额定电压 (V) C _R =静电容量 (µF) Leakage Current Rated Voltage Rated Capacitance								

急充放电 Heavy Charge and Discharge	
产品寿命 Life Time	1000000 cycles
漏电流 Leakage Current	≤规定值 200% ≤200% of Specified value
损耗角正切值变化率 tanδ Change	≤规定值的 200% ≤200% of specified value
静电容量变化率 Capacitance Change	初始值±20%以内 Within±20% of initial value
施加条件 Condition 施加电压 Applied Voltage 充电时间 Duration of Charge 放电时间 Duration of Discharge 环境温度 Applied Temperature 失效等级 Failure Rate Level	U _R 0.8 seconds Time constant (τ) = 1 ms 40℃ 0%

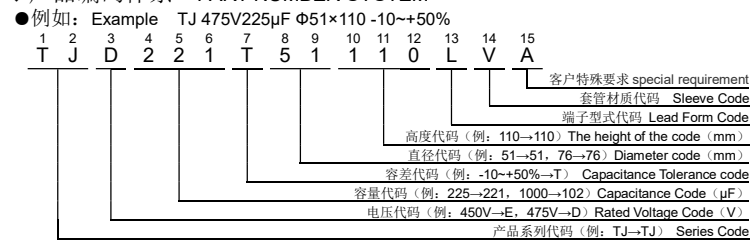
尺寸图 Dimensions

- 常用端子型式代码：Terminal Code



- 记载以外的端子形状，请另行咨询。Please consult to us for the terminal type not displayed in content.

产品编码体系 PART NUMBER SYSTEM



◆ 产品一览表 Standard Ratings

WV _{DC} (Surge Voltage) (V)	Cap (μ F)	Size D×L (mm)	tan δ 20°C 120Hz	ESR _{typ} 20°C 120Hz m Ω	Catalog Part Number
315 (360)	330	35×100	0.10	120.6	TJI331T35100□VA
	470	51×100	0.10	84.7	TJI471T51100□VA
	1000	64×140	0.10	39.8	TJI102T64140□VA
	1500	76×120	0.10	26.5	TJI152T76120□VA
	2200	76×160	0.10	18.1	TJI222T76160□VA

WV _{DC} (Surge Voltage) (V)	Cap (μ F)	Size D×L (mm)	tan δ 20°C 120Hz	ESR _{typ} 20°C 120Hz m Ω	Catalog Part Number
450(500)	330	51×100	0.10	120.6	TJE331T51100□VA
475 (530)	100	35×100	0.10	331.7	TJD101T35100□VA
	225	51×110	0.10	110.6	TJD221T51110□VA
	470	76×120	0.10	70.6	TJD471T76120□VA
	1000	76×145	0.10	39.8	TJD102T76145□VA

*产品编码中□内为产品端子引出型式代码
*□Enter the appropriate terminal code

*记载之外的体积，请另行咨询。
*Please ask for advice for other sizes.

*铝电解电容器由于承受纹波电流而发热，随着温升而发生性能劣化。请在使用中降低产品承受的纹波电流。
*Aluminum electrolytic capacitor will emit heat when ripple current is applied, the performance will deteriorate when temp. rises. Please reduce the ripple current when using capacitor.