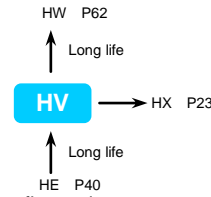


# HV SERIES

- Charge-discharge
- High reliability
- RoHS

- For frequently charge of regenerative voltage from AC servo amplifier and inverter control.
- Endurance with ripple current: 3000 hours at 105°C
- Rated voltage range: 160V-500V
- Ideal use to power supply, specially power source with turn on and off frequently and highly voltage fluctuation



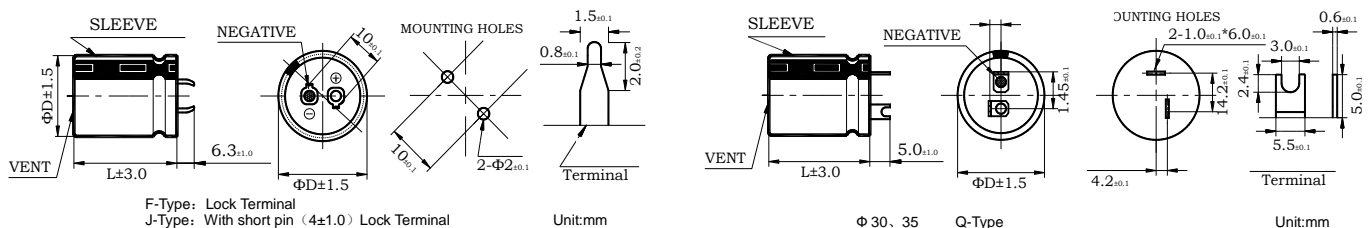
## ◆ SPECIFICATIONS

Items	Characteristics									
Operating Temperature Range	-25~+105°C									
Rated Working Voltage Range	160~500V									
Capacitance Tolerance	±20% (20°C, 120Hz)									
Dissipation Factor (MAX) 20°C, 120Hz	U <sub>R</sub> (V)	160	200	250	315	350	400	450	500	
	tanδ	0.15	0.15	0.15	0.15	0.18	0.18	0.20	0.20	
Impedance Ratio (MAX) 120Hz	U <sub>R</sub> (V)	160	200	250	315	350	400	450	500	
	Z <sub>-25°C</sub> /Z <sub>+20°C</sub>	4	4	4	7	7	7	8	8	
Leakage Current (MAX)	I=0.01C <sub>R</sub> U <sub>R</sub> or 1.5mA whichever is minimum. (at 20°C, After 5minutes application of rated voltage) = Leakage Current(µA)      U <sub>R</sub> =Rated Voltage(V)      C <sub>R</sub> =Rated Capacitance(µF)									
Charge and Discharge		Under the condition of 15-35°C, charge & discharge the capacitor 50million times with 6Hz frequency voltage applied, then make the capacitor recover to 20°C, all requirements shown in the table are satisfied.							Leakage current	≤ Specified value
									tanδ change	≤ 200% of specified value
									Capacitance change	Within±20% of initial value

	Useful Life		Load Life	Endurance Test	Shelf Life
Life Time	5000h	>180000h	3000h	3000h	1000h
Leakage Current	≤ Specified value		≤ Specified value	≤ Specified value	≤ Specified value
tanδ change	≤ 300% of specified value		≤ 200% of specified value	≤ 200% of specified value	≤ 200% of specified value
Capacitance Change	Within±30% of initial value		Within±20% of initial value	Within±20% of initial value	Within±20% of initial value
Condition Applied Voltage	U <sub>R</sub>	U <sub>R</sub>	U <sub>R</sub>	U <sub>R</sub>	U <sub>R</sub>
Applied Ripple Current	I <sub>R</sub>	1.6×I <sub>R</sub>	I <sub>R</sub>	I <sub>R</sub> =0	I <sub>R</sub> =0
Applied Temperature	105°C	40°C	105°C	105°C	105°C
Failure Rate Level	≤1% Failure rate	≤1% Failure rate	0%	0%	0%
					Back up to 20°C and placed more than 24 hours. U <sub>R</sub> to be applied for 60 min before measurement.

## ◆ Dimensions

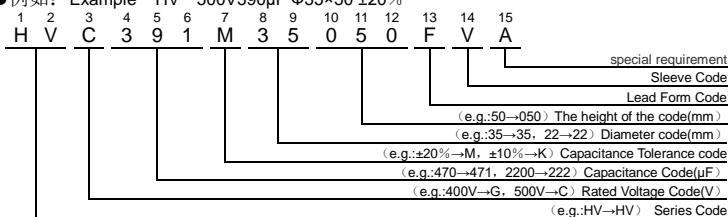
### ● Terminal Code



- Please ask for advice for other sizes.

## ◆ PART NUMBER SYSTEM

● 例如: Example HV 500V390µF Φ35×50 ±20%



## ◆ Rated Ripple Current Multiplies

### ● Frequency coefficient

Rated voltage (v)	Frequency (Hz)				
	50 (60)	100 (120)	300	1k	≥10k
160~250VV	0.81	1.00	1.17	1.32	1.45
315~500VV	0.70	1.00	1.16	1.30	1.41

### ● Temperature coefficient

Rated voltage (v)	Temperature (°C)				
	+40	+55	+70	+85	+105
160~500VV	2.7	2.5	2.1	1.7	1.0

# HV SERIES

## ◆ Standard Ratings

WV <sub>DC</sub> (Surge Voltage) (V)	Cap (μF)	Size D×L (mm)	tanδ 20℃/120Hz	Ripple Current 105℃/120Hz (Arms)	Catalog Part Number
160 (200)	330	22×25	0.15	1.25	HVN331M22025□VA
	390	25×25	0.15	1.35	HVN391M25025□VA
	470	22×35	0.15	1.48	HVN471M22035□VA
	560	22×35	0.15	1.62	HVN561M22035□VA
	560	25×30	0.15	1.62	HVN561M25030□VA
	560	30×25	0.15	1.63	HVN561M30025□VA
	680	22×40	0.15	1.85	HVN681M22040□VA
	680	25×35	0.15	1.86	HVN681M25035□VA
	820	22×50	0.15	2.21	HVN821M22050□VA
	820	25×40	0.15	2.20	HVN821M25040□VA
	820	30×30	0.15	2.05	HVN821M30030□VA
	820	35×25	0.15	2.10	HVN821M35025□VA
	1000	25×45	0.15	2.51	HVN102M25045□VA
	1000	30×35	0.15	2.50	HVN102M30035□VA
	1000	35×30	0.15	2.51	HVN102M35030□VA
	1200	25×50	0.15	2.91	HVN122M25050□VA
1200	30×40	0.15	2.90	HVN122M30040□VA	
1200	35×35	0.15	2.92	HVN122M35035□VA	
1500	30×45	0.15	3.23	HVN152M30045□VA	
1500	35×40	0.15	3.30	HVN152M35040□VA	
1800	35×45	0.15	3.70	HVN182M35045□VA	
2200	35×50	0.15	4.10	HVN222M35050□VA	
200 (250)	220	22×25	0.15	1.06	HVL221M22025□VA
	270	22×25	0.15	1.15	HVL271M22025□VA
	330	22×30	0.15	1.28	HVL331M22030□VA
	330	25×25	0.15	1.25	HVL331M25025□VA
	390	22×30	0.15	1.35	HVL391M22030□VA
	470	22×35	0.15	1.55	HVL471M22035□VA
	470	25×30	0.15	1.55	HVL471M25030□VA
	470	30×25	0.15	1.60	HVL471M30025□VA
	560	22×45	0.15	1.75	HVL561M22045□VA
	560	25×35	0.15	1.73	HVL561M25035□VA
	680	22×50	0.15	2.22	HVL681M22050□VA
	680	25×40	0.15	2.21	HVL681M25040□VA
	680	30×30	0.15	2.05	HVL681M30030□VA
	680	35×25	0.15	2.10	HVL681M35025□VA
	820	25×45	0.15	2.20	HVL821M25045□VA
	820	30×35	0.15	2.17	HVL821M30035□VA
820	35×30	0.15	2.20	HVL821M35030□VA	
1000	30×40	0.15	2.60	HVL102M30040□VA	
1000	35×35	0.15	2.66	HVL102M35035□VA	
1200	30×45	0.15	2.75	HVL122M30045□VA	
1200	35×40	0.15	2.90	HVL122M35040□VA	
1500	35×40	0.15	3.45	HVL152M35040□VA	
1800	35×45	0.15	4.00	HVL182M35045□VA	
2200	35×50	0.15	4.35	HVL222M35050□VA	
250 (300)	180	22×25	0.15	1.00	HVJ181M22025□VA
	220	22×30	0.15	1.13	HVJ221M22030□VA
	220	25×25	0.15	1.10	HVJ221M25025□VA
	270	22×35	0.15	1.20	HVJ271M22035□VA
	330	22×40	0.15	1.30	HVJ331M22040□VA
	330	25×30	0.15	1.35	HVJ331M25030□VA
	330	30×25	0.15	1.37	HVJ331M30025□VA
	390	22×45	0.15	1.45	HVJ391M22045□VA
	390	25×35	0.15	1.40	HVJ391M25035□VA
	470	22×50	0.15	1.65	HVJ471M22050□VA
	470	30×30	0.15	1.62	HVJ471M30030□VA
	470	35×25	0.15	1.63	HVJ471M35025□VA

WV <sub>DC</sub> (Surge Voltage) (V)	Cap (μF)	Size D×L (mm)	tanδ 20℃/120Hz	Ripple Current 105℃/120Hz (Arms)	Catalog Part Number	
250 (300)	560	25×45	0.15	1.88	HVJ561M25045□VA	
	560	30×35	0.15	1.86	HVJ561M30035□VA	
	560	35×30	0.15	1.88	HVJ561M35030□VA	
	680	25×50	0.15	2.30	HVJ681M25050□VA	
	680	30×40	0.15	2.20	HVJ681M30040□VA	
	820	30×45	0.15	2.40	HVJ821M30045□VA	
	820	30×50	0.15	2.50	HVJ821M30050□VA	
	1000	30×50	0.15	2.68	HVJ102M30050□VA	
	1000	35×40	0.15	2.66	HVJ102M35040□VA	
	1200	35×45	0.15	3.11	HVJ122M35045□VA	
	1500	35×50	0.15	3.57	HVJ152M35050□VA	
	315 (365)	150	22×30	0.15	0.86	HVI151M22030□VA
		180	22×35	0.15	0.98	HVI181M22035□VA
		180	25×30	0.15	0.97	HVI181M25030□VA
		220	22×40	0.15	1.10	HVI221M22040□VA
		220	30×25	0.15	1.05	HVI221M30025□VA
270		22×45	0.15	1.27	HVI271M22045□VA	
270		25×35	0.15	1.21	HVI271M25035□VA	
330		22×50	0.15	1.43	HVI331M22050□VA	
330		25×40	0.15	1.40	HVI331M25040□VA	
330		30×30	0.15	1.38	HVI331M30030□VA	
390		25×45	0.15	1.60	HVI391M25045□VA	
470		25×50	0.15	1.82	HVI471M25050□VA	
470		30×40	0.15	1.81	HVI471M30040□VA	
470		35×30	0.15	1.80	HVI471M35030□VA	
560		30×45	0.15	2.02	HVI561M30045□VA	
560		35×35	0.15	2.00	HVI561M35035□VA	
680	30×50	0.15	2.26	HVI681M30050□VA		
680	35×40	0.15	2.22	HVI681M35040□VA		
820	35×45	0.15	2.57	HVI821M35045□VA		
1000	35×50	0.15	2.91	HVI102M35050□VA		
1200	35×60	0.15	3.25	HVI122M35060□VA		
350 (400)	68	22×35	0.18	0.66	HVH680M22035□VA	
	100	22×30	0.18	0.76	HVH101M22030□VA	
	100	25×25	0.18	0.76	HVH101M25025□VA	
	120	22×35	0.18	0.80	HVH121M22035□VA	
	150	22×40	0.18	0.88	HVH151M22040□VA	
	150	25×30	0.18	0.86	HVH151M25030□VA	
	150	30×25	0.18	0.87	HVH151M30025□VA	
	180	22×45	0.18	0.98	HVH181M22045□VA	
	180	25×35	0.18	0.96	HVH181M25035□VA	
	180	30×30	0.18	0.97	HVH181M30030□VA	
	220	22×50	0.18	1.11	HVH221M22050□VA	
	220	25×40	0.18	1.10	HVH221M25040□VA	
	220	35×25	0.18	1.10	HVH221M35025□VA	
	270	25×50	0.18	1.26	HVH271M25050□VA	
	270	30×35	0.18	1.25	HVH271M30035□VA	
	270	35×30	0.18	1.26	HVH271M35030□VA	
330	30×45	0.18	1.50	HVH331M30045□VA		
330	35×35	0.18	1.48	HVH331M35035□VA		
390	30×50	0.18	1.65	HVH391M30050□VA		
390	35×40	0.18	1.62	HVH391M35040□VA		
470	30×50	0.18	1.85	HVH471M30050□VA		
470	35×45	0.18	1.86	HVH471M35045□VA		
560	35×50	0.18	2.05	HVH561M35050□VA		
680	35×50	0.18	2.30	HVH681M35050□VA		
820	35×60	0.18	2.60	HVH821M35060□VA		
1000	35×60	0.18	2.95	HVH102M35060□VA		

\*□Enter the appropriate terminal code

# HV SERIES

## ◆ Standard Ratings

WV <sub>DC</sub> (Surge Voltage) (V)	Cap ( $\mu$ F)	Size D×L (mm)	tan $\delta$ 20°C/120Hz	Ripple Current 105°C/120Hz (Arms)	Catalog Part Number
400 (450)	47	22×25	0.18	0.42	HVG470M22025□VA
	68	22×25	0.18	0.50	HVG680M22025□VA
	82	22×30	0.18	0.60	HVG820M22030□VA
	82	25×25	0.18	0.59	HVG820M25025□VA
	100	22×35	0.18	0.70	HVG101M22035□VA
	100	25×25	0.18	0.65	HVG101M25025□VA
	120	22×35	0.18	0.78	HVG121M22035□VA
	120	25×30	0.18	0.77	HVG121M25030□VA
	120	30×25	0.18	0.80	HVG121M30025□VA
	150	22×40	0.18	0.91	HVG151M22040□VA
	150	25×35	0.18	0.92	HVG151M25035□VA
	150	30×25	0.18	0.88	HVG151M30025□VA
	180	22×50	0.18	1.03	HVG181M22050□VA
	180	25×40	0.18	1.00	HVG181M25040□VA
	180	30×30	0.18	0.97	HVG181M30030□VA
	180	35×25	0.18	0.98	HVG181M35025□VA
	220	25×45	0.18	1.18	HVG221M25045□VA
	220	30×35	0.18	1.16	HVG221M30035□VA
	220	35×30	0.18	1.18	HVG221M35030□VA
	270	25×50	0.18	1.34	HVG271M25050□VA
	270	30×40	0.18	1.33	HVG271M30040□VA
	270	35×30	0.18	1.28	HVG271M35030□VA
	330	30×45	0.18	1.53	HVG331M30045□VA
330	35×35	0.18	1.49	HVG331M35035□VA	
390	30×50	0.18	1.69	HVG391M30050□VA	
390	35×40	0.18	1.66	HVG391M35040□VA	
470	30×50	0.18	1.89	HVG471M30050□VA	
470	35×45	0.18	1.95	HVG471M35045□VA	
560	35×50	0.18	2.14	HVG561M35050□VA	
560	30×60	0.18	2.15	HVG561M30060□VA	
680	35×60	0.18	2.41	HVG681M35060□VA	
820	35×70	0.18	2.70	HVG821M35070□VA	
450 (450)	68	22×30	0.20	0.56	HVE680M22030□VA
	82	22×35	0.20	0.65	HVE820M22035□VA
	100	22×35	0.20	0.69	HVE101M22035□VA
	100	25×30	0.20	0.68	HVE101M25030□VA
	100	30×25	0.20	0.71	HVE101M30025□VA
	120	22×45	0.20	0.84	HVE121M22045□VA
	120	25×35	0.20	0.81	HVE121M25035□VA

WV <sub>DC</sub> (Surge Voltage) (V)	Cap ( $\mu$ F)	Size D×L (mm)	tan $\delta$ 20°C/120Hz	Ripple Current 105°C/120Hz (Arms)	Catalog Part Number	
450 (500)	150	22×50	0.20	0.94	HVE151M22050□VA	
	150	25×40	0.20	0.91	HVE151M25040□VA	
	150	30×30	0.20	0.89	HVE151M30030□VA	
	150	35×25	0.20	0.90	HVE151M35025□VA	
	180	25×45	0.20	1.07	HVE181M25045□VA	
	180	30×35	0.20	1.05	HVE181M30035□VA	
	220	25×50	0.20	1.25	HVE221M25050□VA	
	220	30×40	0.20	1.24	HVE221M30040□VA	
	220	35×30	0.20	1.19	HVE221M35030□VA	
	270	30×45	0.20	1.41	HVE271M30045□VA	
	270	35×35	0.20	1.37	HVE271M35035□VA	
	330	30×50	0.20	1.53	HVE331M30050□VA	
	330	35×40	0.20	1.50	HVE331M35040□VA	
	390	35×45	0.20	1.73	HVE391M35045□VA	
	470	35×50	0.20	1.98	HVE471M35050□VA	
	470	30×60	0.20	1.99	HVE471M30060□VA	
	560	35×60	0.20	2.23	HVE561M35060□VA	
	680	35×70	0.20	2.65	HVE681M35070□VA	
	500 (550)	100	22×45	0.20	0.82	HVC101M22045□VA
		100	25×40	0.20	0.82	HVC101M25040□VA
		100	30×30	0.20	0.82	HVC101M30030□VA
		120	22×50	0.20	0.91	HVC121M22050□VA
		120	25×40	0.20	0.89	HVC121M25040□VA
120		30×35	0.20	0.93	HVC121M30035□VA	
120		35×30	0.20	0.91	HVC121M35030□VA	
150		25×45	0.20	1.01	HVC151M25045□VA	
150		30×40	0.20	1.05	HVC151M30040□VA	
150		35×35	0.20	1.08	HVC151M35035□VA	
180		25×50	0.20	1.06	HVC181M25050□VA	
180		30×45	0.20	1.11	HVC181M30045□VA	
220		30×50	0.20	1.27	HVC221M30050□VA	
220		35×40	0.20	1.24	HVC221M35040□VA	
270		30×50	0.20	1.46	HVC271M30050□VA	
270		35×40	0.20	1.43	HVC271M35040□VA	
330		35×45	0.20	1.61	HVC331M35045□VA	
390		35×50	0.20	1.79	HVC391M35050□VA	
470		35×60	0.20	2.04	HVC471M35060□VA	
560		35×70	0.20	2.38	HVC561M35070□VA	

\*□Enter the appropriate terminal code

\* Please ask for advice for other sizes.

\*Aluminum electrolytic capacitor will emit heat when ripple current is applied, the performance will deteriorate when temp. rises. the useful life will be half of original life when temp rises every 5°C. Please reduce the ripple current when using capacitor.