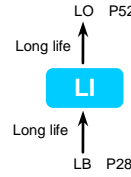


LI SERIES



- LI Long life version of LI series
- Endurance with ripple current: 5000hours at 85°C
- Rated voltage range: 16V-650V
- Ideal for switching power and inverter smoothing capacitors

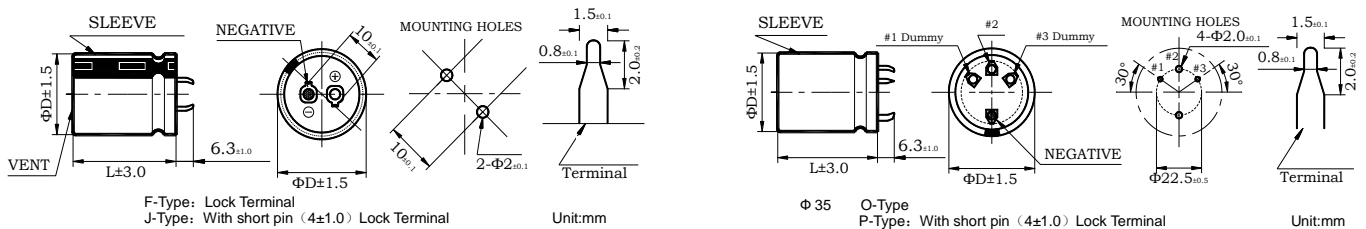
◆ SPECIFICATIONS

Items	Characteristics	
Operating Temperature Range	-40~+85°C	-25~+85°C
Rated Working Voltage Range	16~100V	160~650V
Capacitance Tolerance	±20% (20°C, 120Hz)	
Dissipation Factor (MAX) 20°C, 120Hz	U _R (V)	16 25 35 50 63 80 100 160~315 350~400 450~650
	tanδ	0.50 0.45 0.40 0.35 0.30 0.25 0.20 0.15 0.18 0.20
Impedance Ratio (MAX) 120Hz	U _R (V)	16~100 160~200 250 315 350~400 450~650
	Z _{-25°C} /Z _{+20°C}	4 3 4 7 7 8
	Z _{-40°C} /Z _{+20°C}	18 15 15
Leakage Current (MAX)	I=0.01C _R U _R or 1.5mA whichever is minimum. (at 20°C, After 5 minutes application of rated voltage) I=Leakage Current(μA) U _R =Rated Voltage(V) C _R =Rated Capacitance(μF)	

	Useful Life		Load Life	Endurance Test	Shelf Life
Life Time	6000h	>100000h	5000h	5000h	1000h
Leakage Current	≤ Specified value		≤ Specified value	≤ Specified value	≤ Specified value
tanδ Change	≤300% of specified value		≤200% of specified value	≤200% of specified value	≤200% of specified value
Capacitance Change	Within ±30% of initial value		Within ±20% of initial value	Within ±20% of initial value	Within ±20% of initial value
Condition Applied Voltage Applied Ripple Current Applied Temperature Failure Rate Level	U _R I _R 85°C ≤1% Failure rate	U _R 1.2×I _R 40°C ≤1% Failure rate	U _R I _R 85°C 0%	U _R I _R 85°C 0%	U _R =0 I _R =0 Back up to 20 °C and placed more than 24 hours. U _R to be applied for 60 min before measurement.

◆ Dimensions

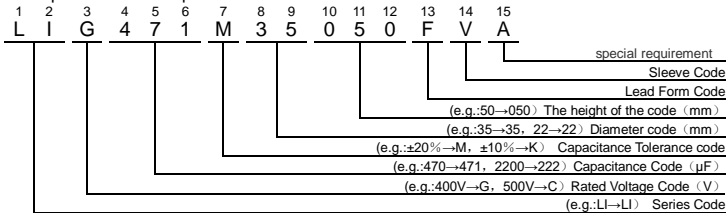
● Terminal Code



● Please ask for advice for other sizes.

◆ PART NUMBER SYSTEM

● Example LI 400V470μF Φ35×50 ±20%



◆ Rated Ripple Current Multiplies

● Frequency coefficient

Rated voltage (v)	Frequency (Hz)				
	50 (60)	100 (120)	300	1k	≥10k
16~50VV	0.90	1.00	1.05	1.10	1.15
63~100VV	0.80	1.00	1.17	1.32	1.45
160~650VV	0.80	1.00	1.16	1.30	1.41

● Temperature coefficient

Rated voltage (v)	Temperature (°C)			
	+40	+55	+70	+85
16~100VV	2.1	1.8	1.5	1.0
160~650VV	1.7	1.5	1.3	1.0

LI SERIES

◆ Standard Ratings

WV _{DC} (Surge Voltage) (V)	Cap (μF)	Size D×L (mm)	tanδ 20℃120Hz	Ripple Current 85℃120Hz (Arms)	Catalog Part Number
16 (20)	8200	22×25	0.50	2.20	LIV822M22025□VA
	10000	22×30	0.50	2.60	LIV103M22030□VA
	10000	25×25	0.50	2.60	LIV103M25025□VA
	12000	22×35	0.50	3.00	LIV123M22035□VA
	12000	25×30	0.50	3.00	LIV123M25030□VA
	12000	30×25	0.50	3.10	LIV123M30025□VA
	15000	22×40	0.50	3.30	LIV153M22040□VA
	15000	25×30	0.50	3.30	LIV153M25030□VA
	15000	30×25	0.50	3.31	LIV153M30025□VA
	18000	22×45	0.50	3.78	LIV183M22045□VA
	18000	25×35	0.50	3.80	LIV183M25035□VA
	18000	30×30	0.50	3.81	LIV183M30030□VA
	22000	22×50	0.50	4.18	LIV223M22050□VA
	22000	25×40	0.50	4.20	LIV223M25040□VA
	22000	30×30	0.50	4.19	LIV223M30030□VA
	22000	35×25	0.50	4.21	LIV223M35025□VA
	27000	25×45	0.50	4.64	LIV273M25045□VA
	27000	30×35	0.50	4.64	LIV273M30035□VA
	27000	35×30	0.50	4.65	LIV273M35030□VA
	33000	30×40	0.50	5.13	LIV333M30040□VA
33000	35×30	0.50	5.10	LIV333M35030□VA	
39000	30×45	0.50	5.60	LIV393M30045□VA	
39000	35×35	0.50	5.59	LIV393M35035□VA	
47000	30×50	0.50	6.15	LIV473M30050□VA	
47000	35×40	0.50	6.13	LIV473M35040□VA	
56000	30×60	0.50	6.71	LIV563M30060□VA	
56000	35×45	0.50	6.68	LIV563M35045□VA	
68000	35×55	0.50	7.40	LIV683M35055□VA	
82000	35×60	0.50	8.12	LIV823M35060□VA	
25 (32)	5600	22×25	0.45	2.00	LIU562M22025□VA
	6800	22×30	0.45	2.30	LIU682M22030□VA
	6800	25×25	0.45	2.30	LIU682M25025□VA
	8200	22×35	0.45	2.60	LIU822M22035□VA
	8200	25×30	0.45	2.60	LIU822M25030□VA
	8200	30×25	0.45	2.70	LIU822M30025□VA
	10000	22×40	0.45	2.80	LIU103M22040□VA
	10000	25×30	0.45	2.80	LIU103M25030□VA
	10000	30×25	0.45	3.00	LIU103M30025□VA
	12000	22×45	0.45	3.20	LIU123M22045□VA
	12000	25×35	0.45	3.20	LIU123M25035□VA
	12000	30×30	0.45	3.30	LIU123M30030□VA
	12000	35×25	0.45	3.40	LIU123M35025□VA
	15000	22×50	0.45	3.70	LIU153M22050□VA
	15000	25×40	0.45	3.70	LIU153M25040□VA
	15000	30×35	0.45	4.00	LIU153M30035□VA
	15000	35×25	0.45	3.90	LIU153M35025□VA
	18000	25×50	0.45	4.20	LIU183M25050□VA
	18000	30×35	0.45	4.20	LIU183M30035□VA
	18000	35×30	0.45	4.40	LIU183M35030□VA
22000	30×40	0.45	4.80	LIU223M30040□VA	
22000	35×35	0.45	5.00	LIU223M35035□VA	
27000	30×50	0.45	5.60	LIU273M30050□VA	
27000	35×40	0.45	5.40	LIU273M35040□VA	
33000	30×55	0.45	6.15	LIU333M30055□VA	
33000	35×40	0.45	6.05	LIU333M35040□VA	
39000	35×50	0.45	6.68	LIU393M35050□VA	
47000	35×55	0.45	7.33	LIU473M35055□VA	
56000	35×60	0.45	8.00	LIU563M35060□VA	

WV _{DC} (Surge Voltage) (V)	Cap (μF)	Size D×L (mm)	tanδ 20℃120Hz	Ripple Current 85℃120Hz (Arms)	Catalog Part Number
35 (44)	3300	22×25	0.40	1.80	LIT332M22025□VA
	3900	22×30	0.40	2.10	LIT392M22030□VA
	3900	25×25	0.40	2.10	LIT392M25025□VA
	4700	22×35	0.40	2.20	LIT472M22035□VA
	4700	25×25	0.40	2.20	LIT472M25025□VA
	5600	22×35	0.40	2.30	LIT562M22035□VA
	5600	25×30	0.40	2.30	LIT562M25030□VA
	5600	30×25	0.40	2.40	LIT562M30025□VA
	6800	22×40	0.40	2.50	LIT682M22040□VA
	6800	25×35	0.40	2.60	LIT682M25035□VA
	6800	30×25	0.40	2.60	LIT682M30025□VA
	8200	22×50	0.40	2.80	LIT822M22050□VA
	8200	25×40	0.40	2.80	LIT822M25040□VA
	8200	30×30	0.40	2.90	LIT822M30030□VA
	8200	35×25	0.40	2.80	LIT822M35025□VA
	10000	25×45	0.40	3.20	LIT103M25045□VA
	10000	30×35	0.40	3.20	LIT103M30035□VA
	10000	35×25	0.40	3.10	LIT103M35025□VA
	12000	25×50	0.40	3.60	LIT123M25050□VA
	12000	30×40	0.40	3.60	LIT123M30040□VA
12000	35×30	0.40	3.50	LIT123M35030□VA	
15000	30×45	0.40	4.10	LIT153M30045□VA	
15000	35×35	0.40	4.00	LIT153M35035□VA	
18000	30×50	0.40	4.70	LIT183M30050□VA	
18000	35×40	0.40	4.60	LIT183M35040□VA	
22000	30×60	0.40	5.40	LIT223M30060□VA	
22000	35×45	0.40	5.30	LIT223M35045□VA	
27000	35×50	0.40	5.87	LIT273M35050□VA	
33000	35×60	0.40	6.49	LIT333M35060□VA	
50 (63)	2200	22×25	0.35	1.70	LIR222M22025□VA
	2700	22×30	0.35	1.90	LIR272M22030□VA
	2700	25×25	0.35	1.90	LIR272M25025□VA
	3300	22×35	0.35	2.00	LIR332M22035□VA
	3300	25×30	0.35	2.00	LIR332M25030□VA
	3300	30×25	0.35	2.10	LIR332M30025□VA
	3900	22×40	0.35	2.10	LIR392M22040□VA
	3900	25×30	0.35	2.10	LIR392M25030□VA
	3900	30×25	0.35	2.30	LIR392M30025□VA
	4700	22×45	0.35	2.40	LIR472M22045□VA
	4700	25×35	0.35	2.40	LIR472M25035□VA
	4700	30×30	0.35	2.40	LIR472M30030□VA
	4700	35×25	0.35	2.41	LIR472M35025□VA
	5600	22×50	0.35	2.50	LIR562M22050□VA
	5600	25×40	0.35	2.50	LIR562M25040□VA
	5600	30×30	0.35	2.50	LIR562M30030□VA
	5600	35×25	0.35	2.60	LIR562M35025□VA
	6800	25×45	0.35	2.80	LIR682M25045□VA
	6800	30×35	0.35	2.80	LIR682M30035□VA
	6800	35×30	0.35	2.90	LIR682M35030□VA
8200	25×50	0.35	3.20	LIR822M25050□VA	
8200	30×40	0.35	3.00	LIR822M30040□VA	
8200	35×30	0.35	3.00	LIR822M35030□VA	
10000	30×45	0.35	3.40	LIR103M30045□VA	
10000	35×35	0.35	3.40	LIR103M35035□VA	
12000	30×50	0.35	3.80	LIR123M30050□VA	
12000	35×40	0.35	3.80	LIR123M35040□VA	
15000	30×60	0.35	4.60	LIR153M30060□VA	
15000	35×50	0.35	4.55	LIR153M35050□VA	

* □Enter the appropriate terminal code

LI SERIES

◆ Standard Ratings

WV _{DC} (Surge Voltage) (V)	Cap (μF)	Size D×L (mm)	tanδ 20°C/120Hz	Ripple Current 85°C/120Hz (Arms)	Catalog Part Number
50 (63)	18000	35×60	0.35	5.00	LIR183M35060□VA
	22000	35×60	0.35	5.51	LIR223M35060□VA
63 (79)	1500	22×25	0.30	1.60	LIQ152M22025□VA
	1800	22×30	0.30	1.80	LIQ182M22030□VA
	1800	25×25	0.30	1.80	LIQ182M25025□VA
	2200	22×30	0.30	2.00	LIQ222M22030□VA
	2200	25×25	0.30	2.00	LIQ222M25025□VA
	2700	22×35	0.30	2.20	LIQ272M22035□VA
	2700	25×30	0.30	2.20	LIQ272M25030□VA
	2700	30×25	0.30	2.20	LIQ272M30025□VA
	3300	22×40	0.30	2.30	LIQ332M22040□VA
	3300	25×35	0.30	2.30	LIQ332M25035□VA
	3300	30×25	0.30	2.30	LIQ332M30025□VA
	3900	25×40	0.30	2.60	LIQ392M25040□VA
	3900	30×30	0.30	2.60	LIQ392M30030□VA
	3900	35×25	0.30	2.60	LIQ392M35025□VA
	4700	25×45	0.30	2.60	LIQ472M25045□VA
	4700	30×35	0.30	2.80	LIQ472M30035□VA
	4700	35×25	0.30	2.80	LIQ472M35025□VA
	5600	25×50	0.30	3.10	LIQ562M25050□VA
	5600	30×40	0.30	3.20	LIQ562M30040□VA
	5600	35×30	0.30	3.30	LIQ562M35030□VA
	6800	30×45	0.30	3.60	LIQ682M30045□VA
	6800	35×35	0.30	3.70	LIQ682M35035□VA
	8200	30×50	0.30	3.70	LIQ822M30050□VA
8200	35×40	0.30	3.80	LIQ822M35040□VA	
10000	30×60	0.30	4.40	LIQ103M30060□VA	
10000	35×45	0.30	4.30	LIQ103M35045□VA	
12000	35×50	0.30	4.80	LIQ123M35050□VA	
15000	35×60	0.30	5.36	LIQ153M35060□VA	
80 (100)	1000	22×25	0.25	1.30	LIP102M22025□VA
	1200	22×30	0.25	1.50	LIP122M22030□VA
	1200	25×25	0.25	1.50	LIP122M25025□VA
	1500	22×35	0.25	1.80	LIP152M22035□VA
	1500	25×25	0.25	1.70	LIP152M25025□VA
	1800	22×40	0.25	1.90	LIP182M22040□VA
	1800	25×30	0.25	1.90	LIP182M25030□VA
	1800	30×25	0.25	2.00	LIP182M30025□VA
	2200	22×40	0.25	2.10	LIP222M22040□VA
	2200	25×35	0.25	2.20	LIP222M25035□VA
	2200	30×25	0.25	2.20	LIP222M30025□VA
	2700	22×50	0.25	2.50	LIP272M22050□VA
	2700	25×40	0.25	2.50	LIP272M25040□VA
	2700	30×30	0.25	2.51	LIP272M30030□VA
	2700	35×25	0.25	2.51	LIP272M35025□VA
	3300	25×45	0.25	2.80	LIP332M25045□VA
	3300	30×35	0.25	2.80	LIP332M30035□VA
	3300	35×30	0.25	2.85	LIP332M35030□VA
	3900	25×50	0.25	3.10	LIP392M25050□VA
	3900	30×40	0.25	3.15	LIP392M30040□VA
	3900	35×30	0.25	3.15	LIP392M35030□VA
	4700	30×45	0.25	3.40	LIP472M30045□VA
	4700	35×35	0.25	3.40	LIP472M35035□VA
5600	30×50	0.25	3.60	LIP562M30050□VA	
5600	35×40	0.25	3.60	LIP562M35040□VA	
6800	35×45	0.25	4.10	LIP682M35045□VA	
8200	35×50	0.25	4.52	LIP822M35050□VA	
10000	35×60	0.25	5.10	LIP103M35060□VA	

WV _{DC} (Surge Voltage) (V)	Cap (μF)	Size D×L (mm)	tanδ 20°C/120Hz	Ripple Current 85°C/120Hz (Arms)	Catalog Part Number
100 (125)	680	22×25	0.20	1.10	LIO681M22025□VA
	820	22×30	0.20	1.20	LIO821M22030□VA
	820	25×25	0.20	1.20	LIO821M25025□VA
	1000	22×35	0.20	1.30	LIO102M22035□VA
	1000	25×30	0.20	1.40	LIO102M25030□VA
	1000	30×25	0.20	1.40	LIO102M30025□VA
	1200	22×40	0.20	1.60	LIO122M22040□VA
	1200	25×30	0.20	1.60	LIO122M25030□VA
	1200	30×25	0.20	1.70	LIO122M30025□VA
	1500	22×45	0.20	1.80	LIO152M22045□VA
	1500	25×35	0.20	1.80	LIO152M25035□VA
	1500	30×30	0.20	1.80	LIO152M30030□VA
	1500	35×25	0.20	1.90	LIO152M35025□VA
	1800	22×50	0.20	2.05	LIO182M22050□VA
	1800	25×40	0.20	2.05	LIO182M25040□VA
	1800	30×30	0.20	2.15	LIO182M30030□VA
	1800	35×25	0.20	2.20	LIO182M35025□VA
	2200	25×45	0.20	2.40	LIO222M25045□VA
	2200	30×35	0.20	2.40	LIO222M30035□VA
	2200	35×30	0.20	2.50	LIO222M35030□VA
	2700	25×50	0.20	2.65	LIO272M25050□VA
	2700	30×40	0.20	2.70	LIO272M30040□VA
	2700	35×35	0.20	2.80	LIO272M35035□VA
3300	30×45	0.20	3.00	LIO332M30045□VA	
3300	35×35	0.20	3.10	LIO332M35035□VA	
3900	30×50	0.20	3.40	LIO392M30050□VA	
3900	35×40	0.20	3.40	LIO392M35040□VA	
4700	30×60	0.20	3.90	LIO472M30060□VA	
4700	35×50	0.20	4.00	LIO472M35050□VA	
5600	35×60	0.20	4.37	LIO562M35060□VA	
6800	35×60	0.20	4.81	LIO682M35060□VA	
160 (200)	270	22×25	0.15	1.10	LIN271M22025□VA
	330	22×30	0.15	1.30	LIN331M22030□VA
	330	25×25	0.15	1.30	LIN331M25025□VA
	390	22×35	0.15	1.50	LIN391M22035□VA
	390	25×30	0.15	1.50	LIN391M25030□VA
	390	30×25	0.15	1.50	LIN391M30025□VA
	470	22×40	0.15	1.70	LIN471M22040□VA
	470	25×30	0.15	1.70	LIN471M25030□VA
	470	30×25	0.15	1.80	LIN471M30025□VA
	560	22×45	0.15	1.90	LIN561M22045□VA
	560	25×35	0.15	1.90	LIN561M25035□VA
	560	30×30	0.15	2.00	LIN561M30030□VA
	560	35×25	0.15	2.00	LIN561M35025□VA
	680	22×50	0.15	2.10	LIN681M22050□VA
	680	25×40	0.15	2.10	LIN681M25040□VA
	680	30×30	0.15	2.10	LIN681M30030□VA
	680	35×25	0.15	2.20	LIN681M35025□VA
	820	25×45	0.15	2.40	LIN821M25045□VA
	820	30×35	0.15	2.50	LIN821M30035□VA
	820	35×25	0.15	2.40	LIN821M35025□VA
	1000	25×50	0.15	2.70	LIN102M25050□VA
	1000	30×40	0.15	2.80	LIN102M30040□VA
	1000	35×30	0.15	2.70	LIN102M35030□VA
1200	30×45	0.15	3.20	LIN122M30045□VA	
1200	35×35	0.15	3.10	LIN122M35035□VA	
1500	30×50	0.15	3.70	LIN152M30050□VA	
1500	35×40	0.15	3.60	LIN152M35040□VA	

*□Enter the appropriate terminal code

L SERIES

◆ Standard Ratings

WV _{DC} (Surge Voltage) (V)	Cap (μF)	Size D×L (mm)	tanδ 20°C/120Hz	Ripple Current 85°C/120Hz (Arms)	Catalog Part Number
160 (200)	1800	30×55	0.15	4.10	LIN182M30055□VA
	1800	35×50	0.15	4.00	LIN182M35050□VA
	2200	35×50	0.15	4.50	LIN222M35050□VA
	2700	35×60	0.15	4.99	LIN272M35060□VA
	3900	35×80	0.15	6.20	LIN392M35080□VA
	4700	40×80	0.15	7.50	LIN472M40080□VA
5600	40×90	0.15	9.10	LIN562M40090□VA	
200 (250)	220	22×25	0.15	1.10	LIL221M22025□VA
	270	22×30	0.15	1.20	LIL271M22030□VA
	270	25×25	0.15	1.20	LIL271M25025□VA
	330	22×30	0.15	1.40	LIL331M22030□VA
	330	25×25	0.15	1.40	LIL331M25025□VA
	390	22×35	0.15	1.60	LIL391M22035□VA
	390	25×30	0.15	1.60	LIL391M25030□VA
	390	30×25	0.15	1.70	LIL391M30025□VA
	470	22×40	0.15	1.80	LIL471M22040□VA
	470	25×35	0.15	1.80	LIL471M25035□VA
	470	30×25	0.15	1.90	LIL471M30025□VA
	560	25×35	0.15	2.00	LIL561M25035□VA
	560	30×30	0.15	2.10	LIL561M30030□VA
	560	35×25	0.15	2.00	LIL561M35025□VA
	680	25×40	0.15	2.30	LIL681M25040□VA
	680	30×35	0.15	2.40	LIL681M30035□VA
	680	35×25	0.15	2.40	LIL681M35025□VA
	820	25×50	0.15	2.60	LIL821M25050□VA
	820	30×40	0.15	2.70	LIL821M30040□VA
	820	35×30	0.15	2.60	LIL821M35030□VA
	1000	30×45	0.15	3.10	LIL102M30045□VA
	1000	35×35	0.15	2.95	LIL102M35035□VA
	1200	30×50	0.15	3.40	LIL122M30050□VA
	1200	35×40	0.15	3.30	LIL122M35040□VA
1500	30×55	0.15	3.90	LIL152M30055□VA	
1500	35×40	0.15	3.80	LIL152M35040□VA	
1800	30×60	0.15	4.27	LIL182M30060□VA	
1800	35×50	0.15	4.20	LIL182M35050□VA	
2200	35×60	0.15	4.74	LIL222M35060□VA	
2700	35×60	0.15	5.40	LIL272M35060□VA	
2700	40×50	0.15	5.40	LIL272M40050□VA	
3300	35×80	0.15	6.50	LIL332M35080□VA	
3300	40×60	0.15	6.40	LIL332M40060□VA	
3900	40×80	0.15	7.60	LIL392M40080□VA	
4700	40×90	0.15	8.90	LIL472M40090□VA	
250 (300)	150	22×25	0.15	0.80	LIJ151M22025□VA
	180	22×30	0.15	0.94	LIJ181M22030□VA
	180	25×25	0.15	0.94	LIJ181M25025□VA
	220	22×35	0.15	1.10	LIJ221M22035□VA
	220	25×30	0.15	1.10	LIJ221M25030□VA
	270	22×40	0.15	1.20	LIJ271M22040□VA
	270	25×30	0.15	1.20	LIJ271M25030□VA
	270	30×25	0.15	1.20	LIJ271M30025□VA
	330	22×45	0.15	1.40	LIJ331M22045□VA
	330	25×35	0.15	1.40	LIJ331M25035□VA
	330	30×30	0.15	1.50	LIJ331M30030□VA
	330	35×25	0.15	1.60	LIJ331M35025□VA
	390	22×50	0.15	1.63	LIJ391M22050□VA
	390	25×40	0.15	1.63	LIJ391M25040□VA
	390	30×30	0.15	1.70	LIJ391M30030□VA
390	35×25	0.15	1.70	LIJ391M35025□VA	

WV _{DC} (Surge Voltage) (V)	Cap (μF)	Size D×L (mm)	tanδ 20°C/120Hz	Ripple Current 85°C/120Hz (Arms)	Catalog Part Number
250 (300)	470	25×45	0.15	1.80	LIJ471M25045□VA
	470	30×35	0.15	1.80	LIJ471M30035□VA
	470	35×25	0.15	1.90	LIJ471M35025□VA
	560	25×50	0.15	2.00	LIJ561M25050□VA
	560	30×40	0.15	2.00	LIJ561M30040□VA
	560	35×30	0.15	2.10	LIJ561M35030□VA
	680	30×45	0.15	2.30	LIJ681M30045□VA
	680	35×35	0.15	2.40	LIJ681M35035□VA
	820	30×50	0.15	2.60	LIJ821M30050□VA
	820	35×40	0.15	2.60	LIJ821M35040□VA
	1000	30×60	0.15	3.10	LIJ102M30060□VA
	1200	35×50	0.15	3.40	LIJ122M35050□VA
	1500	35×60	0.15	4.10	LIJ152M35060□VA
	1800	35×70	0.15	4.84	LIJ182M35070□VA
	2200	35×80	0.15	5.70	LIJ222M35080□VA
	2700	40×80	0.15	6.80	LIJ272M40080□VA
	3300	40×90	0.15	7.90	LIJ332M40090□VA
	3900	45×80	0.15	8.70	LIJ392M45080□VA
	4700	45×100	0.15	10.6	LIJ472M45100□VA
	4700	50×80	0.15	10.1	LIJ472M50080□VA
315 (365)	100	22×25	0.15	0.70	LII101M22025□VA
	120	22×30	0.15	0.75	LII121M22030□VA
	150	22×30	0.15	0.85	LII151M22030□VA
	150	25×25	0.15	0.85	LII151M25025□VA
	180	22×35	0.15	0.96	LII181M22035□VA
	180	25×30	0.15	0.97	LII181M25030□VA
	180	30×25	0.15	0.97	LII181M30025□VA
	220	22×40	0.15	1.10	LII221M22040□VA
	220	25×35	0.15	1.11	LII221M25035□VA
	220	30×25	0.15	1.10	LII221M30025□VA
	270	25×40	0.15	1.40	LII271M25040□VA
	270	30×30	0.15	1.40	LII271M30030□VA
	270	35×25	0.15	1.40	LII271M35025□VA
	330	25×45	0.15	1.50	LII331M25045□VA
	330	30×35	0.15	1.50	LII331M30035□VA
	330	35×25	0.15	1.60	LII331M35025□VA
	390	25×50	0.15	1.72	LII391M25050□VA
	390	30×40	0.15	1.74	LII391M30040□VA
	390	35×30	0.15	1.68	LII391M35030□VA
	470	30×45	0.15	2.00	LII471M30045□VA
	470	35×35	0.15	2.00	LII471M35035□VA
	560	30×50	0.15	2.30	LII561M30050□VA
	560	35×40	0.15	2.30	LII561M35040□VA
	680	30×60	0.15	2.70	LII681M30060□VA
	680	35×50	0.15	2.80	LII681M35050□VA
	820	35×50	0.15	3.00	LII821M35050□VA
	1000	35×60	0.15	3.60	LII102M35060□VA
	1200	35×60	0.15	4.00	LII122M35060□VA
	1500	35×70	0.15	4.30	LII152M35070□VA
	1800	35×80	0.15	5.60	LII182M35080□VA
2200	35×100	0.15	6.40	LII222M35100□VA	
2200	40×80	0.15	6.60	LII222M40080□VA	
2700	45×80	0.15	7.90	LII272M45080□VA	
3300	45×90	0.15	9.20	LII332M45090□VA	
3300	50×80	0.15	9.30	LII332M50080□VA	
350 (400)	82	22×25	0.18	0.64	LIIH820M22025□VA
	100	22×25	0.18	0.80	LIIH101M22025□VA
	120	22×30	0.18	0.82	LIIH121M22030□VA

*□Enter the appropriate terminal code

LI SERIES

◆ Standard Ratings

WV _{DC} (Surge Voltage) (V)	Cap (μF)	Size D×L (mm)	tanδ 20°C/120Hz	Ripple Current 85°C/120Hz (Arms)	Catalog Part Number
350 (400)	120	25×25	0.18	0.81	LIH121M25025□VA
	150	22×35	0.18	0.93	LIH151M22035□VA
	150	25×30	0.18	0.94	LIH151M25030□VA
	150	30×25	0.18	0.94	LIH151M30025□VA
	180	22×40	0.18	1.09	LIH181M22040□VA
	180	25×30	0.18	1.13	LIH181M25030□VA
	180	30×25	0.18	1.13	LIH181M30025□VA
	220	25×35	0.18	1.24	LIH221M25035□VA
	220	30×30	0.18	1.24	LIH221M30030□VA
	220	35×25	0.18	1.34	LIH221M35025□VA
	270	25×45	0.18	1.44	LIH271M25045□VA
	270	30×35	0.18	1.44	LIH271M30035□VA
	270	35×25	0.18	1.56	LIH271M35025□VA
	330	25×50	0.18	1.64	LIH331M25050□VA
	330	30×40	0.18	1.68	LIH331M30040□VA
	330	35×30	0.18	1.64	LIH331M35030□VA
	390	30×40	0.18	1.80	LIH391M30040□VA
	390	35×35	0.18	1.90	LIH391M35035□VA
	470	30×45	0.18	2.20	LIH471M30045□VA
	470	35×40	0.18	2.20	LIH471M35040□VA
	560	30×55	0.18	2.50	LIH561M30055□VA
	560	35×45	0.18	2.50	LIH561M35045□VA
	680	30×60	0.18	2.92	LIH681M30060□VA
	680	35×50	0.18	2.88	LIH681M35050□VA
	820	35×60	0.18	3.40	LIH821M35060□VA
	1000	35×60	0.18	3.70	LIH102M35060□VA
	1200	40×70	0.18	5.00	LIH122M40070□VA
	1500	40×80	0.18	6.00	LIH152M40080□VA
	1500	45×70	0.18	6.00	LIH152M45070□VA
	1800	40×100	0.18	7.30	LIH182M40100□VA
	1800	45×70	0.18	6.70	LIH182M45070□VA
	2200	40×100	0.18	8.20	LIH222M40100□VA
	2700	45×90	0.18	9.00	LIH272M45090□VA
3300	45×105	0.18	10.5	LIH332M45105□VA	
3300	50×90	0.18	10.4	LIH332M50090□VA	
400 (450)	47	22×25	0.18	0.50	LIG470M22025□VA
	56	22×25	0.18	0.52	LIG560M22025□VA
	68	22×25	0.18	0.55	LIG680M22025□VA
	82	22×25	0.18	0.64	LIG820M22025□VA
	100	22×30	0.18	0.70	LIG101M22030□VA
	100	25×25	0.18	0.70	LIG101M25025□VA
	120	22×30	0.18	0.82	LIG121M22030□VA
	120	25×25	0.18	0.81	LIG121M25025□VA
	120	30×25	0.18	0.83	LIG121M30025□VA
	150	22×40	0.18	0.90	LIG151M22040□VA
	150	25×30	0.18	0.90	LIG151M25030□VA
	150	30×25	0.18	0.95	LIG151M30025□VA
	180	22×45	0.18	1.00	LIG181M22045□VA
	180	25×35	0.18	1.00	LIG181M25035□VA
	180	30×30	0.18	1.10	LIG181M30030□VA
	180	35×25	0.18	1.20	LIG181M35025□VA
	220	22×50	0.18	1.10	LIG221M22050□VA
	220	25×40	0.18	1.10	LIG221M25040□VA
	220	30×35	0.18	1.20	LIG221M30035□VA
	220	35×25	0.18	1.20	LIG221M35025□VA
	270	25×45	0.18	1.30	LIG271M25045□VA
	270	30×40	0.18	1.40	LIG271M30040□VA
	270	35×30	0.18	1.50	LIG271M35030□VA
	330	25×50	0.18	1.60	LIG331M25050□VA

WV _{DC} (Surge Voltage) (V)	Cap (μF)	Size D×L (mm)	tanδ 20°C/120Hz	Ripple Current 85°C/120Hz (Arms)	Catalog Part Number	
400 (450)	330	30×40	0.18	1.60	LIG331M30040□VA	
	330	35×35	0.18	1.70	LIG331M35035□VA	
	390	30×50	0.18	1.80	LIG391M30050□VA	
	390	35×40	0.18	1.75	LIG391M35040□VA	
	470	30×50	0.18	2.28	LIG471M30050□VA	
	470	35×40	0.18	2.18	LIG471M35040□VA	
	560	35×45	0.18	2.60	LIG561M35045□VA	
	560	35×50	0.18	2.70	LIG561M35050□VA	
	680	30×60	0.18	2.90	LIG681M30060□VA	
	680	35×50	0.18	2.96	LIG681M35050□VA	
	820	35×50	0.18	3.20	LIG821M35050□VA	
	1000	35×70	0.18	4.20	LIG102M35070□VA	
	1200	40×80	0.18	5.20	LIG122M40080□VA	
	1500	45×80	0.18	5.96	LIG152M45080□VA	
	1800	40×90	0.18	6.90	LIG182M40090□VA	
	1800	45×80	0.18	6.70	LIG182M45080□VA	
	2200	45×90	0.18	8.14	LIG222M45090□VA	
	2200	50×85	0.18	8.26	LIG222M50085□VA	
	2700	50×105	0.18	9.80	LIG272M50105□VA	
	450 (500)	47	22×25	0.20	0.52	LIE470M22025□VA
		56	22×25	0.20	0.55	LIE560M22025□VA
		68	22×30	0.20	0.57	LIE680M22030□VA
		68	25×25	0.20	0.57	LIE680M25025□VA
		82	22×30	0.20	0.65	LIE820M22030□VA
82		25×25	0.20	0.65	LIE820M25025□VA	
100		22×35	0.20	0.72	LIE101M22035□VA	
100		25×30	0.20	0.73	LIE101M25030□VA	
100		30×25	0.20	0.73	LIE101M30025□VA	
120		22×40	0.20	0.80	LIE121M22040□VA	
120		25×35	0.20	0.83	LIE121M25035□VA	
120		30×25	0.20	0.83	LIE121M30025□VA	
150		22×45	0.20	0.95	LIE151M22045□VA	
150		25×35	0.20	0.95	LIE151M25035□VA	
150		30×30	0.20	0.98	LIE151M30030□VA	
180		25×40	0.20	1.10	LIE181M25040□VA	
180		35×25	0.20	1.20	LIE181M35025□VA	
220		25×50	0.20	1.20	LIE221M25050□VA	
220		30×35	0.20	1.20	LIE221M30035□VA	
270		30×40	0.20	1.40	LIE271M30040□VA	
270		35×35	0.20	1.50	LIE271M35035□VA	
330		30×45	0.20	1.70	LIE331M30045□VA	
330		35×35	0.20	1.70	LIE331M35035□VA	
390		35×45	0.20	1.90	LIE391M35045□VA	
470	30×60	0.20	2.50	LIE471M30060□VA		
470	35×50	0.20	2.40	LIE471M35050□VA		
560	35×60	0.20	2.90	LIE561M35060□VA		
680	35×60	0.20	3.20	LIE681M35060□VA		
820	35×65	0.20	3.68	LIE821M35065□VA		
1000	35×80	0.20	4.40	LIE102M35080□VA		
1200	40×70	0.20	4.90	LIE122M40070□VA		
1500	40×80	0.20	5.90	LIE152M40080□VA		
1800	45×90	0.20	7.24	LIE182M45090□VA		
2200	50×100	0.20	8.90	LIE222M50100□VA		
2700	50×110	0.20	10.16	LIE272M50110□VA		
500 (550)	100	25×30	0.20	0.90	LIC101M25030□VA	
	100	30×25	0.20	0.88	LIC101M30025□VA	
	120	25×35	0.20	1.00	LIC121M25035□VA	
	120	30×30	0.20	1.00	LIC121M30030□VA	
	120	35×25	0.20	0.95	LIC121M35025□VA	

*□Enter the appropriate terminal code.

LI SERIES

◆ Standard Ratings

WV _{DC} (Surge Voltage) (V)	Cap (μ F)	Size D×L (mm)	$\tan\delta$ 20°C/120Hz	Ripple Current 85°C/120Hz (Arms)	Catalog Part Number
500 (550)	150	25×40	0.20	1.20	LIC151M25040□VA
	150	30×35	0.20	1.20	LIC151M30035□VA
	180	30×40	0.20	1.40	LIC181M30040□VA
	180	35×30	0.20	1.30	LIC181M35030□VA
	220	30×45	0.20	1.60	LIC221M30045□VA
	220	35×35	0.20	1.50	LIC221M35035□VA
	270	30×50	0.20	1.80	LIC271M30050□VA
	270	35×40	0.20	1.70	LIC271M35040□VA
	330	30×50	0.20	2.00	LIC331M30050□VA
	330	35×45	0.20	1.90	LIC331M35045□VA
	390	35×50	0.20	2.30	LIC391M35050□VA
	470	35×60	0.20	2.50	LIC471M35060□VA
	560	35×70	0.20	2.80	LIC561M35070□VA
	560	35×60	0.20	2.70	LIC561M35060□VA
	560	40×60	0.20	2.90	LIC561M40060□VA
	680	35×80	0.20	3.50	LIC681M35080□VA
	680	40×70	0.20	3.60	LIC681M40070□VA
	820	35×90	0.20	4.20	LIC821M35090□VA
	820	40×70	0.20	4.00	LIC821M40070□VA
	1000	40×80	0.20	4.70	LIC102M40080□VA
1000	45×70	0.20	4.70	LIC102M45070□VA	
1200	40×90	0.20	5.50	LIC122M40090□VA	
1200	45×80	0.20	5.60	LIC122M45080□VA	
1500	45×100	0.20	6.70	LIC152M45100□VA	
1500	50×80	0.20	6.50	LIC152M50080□VA	
1800	50×90	0.20	7.50	LIC182M50090□VA	
550	180	30×45	0.20	1.30	LIZ181M30045□VA
	220	30×50	0.20	1.40	LIZ221M30050□VA
	270	30×60	0.20	1.70	LIZ271M30060□VA
	270	35×45	0.20	1.70	LIZ271M35045□VA
	330	30×70	0.20	2.00	LIZ331M30070□VA
	330	35×50	0.20	2.00	LIZ331M35050□VA
	390	30×80	0.20	2.40	LIZ391M30080□VA
	390	35×60	0.20	2.30	LIZ391M35060□VA
	470	35×70	0.20	2.70	LIZ471M35070□VA
	470	40×60	0.20	2.70	LIZ471M40060□VA
	560	35×80	0.20	3.10	LIZ561M35080□VA
	560	40×70	0.20	3.60	LIZ561M40070□VA
	680	35×95	0.20	3.60	LIZ681M35095□VA
	680	40×80	0.20	4.30	LIZ681M40080□VA
	820	40×100	0.20	4.40	LIZ821M40100□VA
	820	45×75	0.20	4.20	LIZ821M45075□VA
	1000	45×90	0.20	4.90	LIZ102M45090□VA
	1000	50×75	0.20	5.00	LIZ102M50075□VA
	1200	45×105	0.20	5.70	LIZ122M45105□VA
	1200	50×85	0.20	5.60	LIZ122M50085□VA
1500	50×105	0.20	6.40	LIZ152M50105□VA	
600	150	30×45	0.20	1.20	LIB151M30045□VA
	180	30×50	0.20	1.40	LIB181M30050□VA
	220	30×60	0.20	1.60	LIB221M30060□VA
	270	30×70	0.20	1.80	LIB271M30070□VA
	330	35×60	0.20	2.00	LIB331M35060□VA
	330	40×50	0.20	2.00	LIB331M40050□VA
	390	35×70	0.20	2.40	LIB391M35070□VA
390	40×60	0.20	2.40	LIB391M40060□VA	

WV _{DC} (Surge Voltage) (V)	Cap (μ F)	Size D×L (mm)	$\tan\delta$ 20°C/120Hz	Ripple Current 85°C/120Hz (Arms)	Catalog Part Number
600	470	35×80	0.20	2.80	LIB471M35080□VA
	470	40×70	0.20	2.80	LIB471M40070□VA
	560	35×90	0.20	3.20	LIB561M35090□VA
	560	40×80	0.20	3.20	LIB561M40080□VA
	680	40×90	0.20	3.70	LIB681M40090□VA
	680	45×70	0.20	3.60	LIB681M45070□VA
	820	45×85	0.20	4.20	LIB821M45085□VA
	820	50×70	0.20	4.40	LIB821M50070□VA
	1000	45×100	0.20	5.10	LIB102M45100□VA
	1000	50×100	0.20	5.00	LIB102M50100□VA
650	150	30×45	0.20	1.20	LIA151M30045□VA
	180	30×50	0.20	1.40	LIA181M30050□VA
	220	30×60	0.20	1.50	LIA221M30060□VA
	270	30×70	0.20	1.80	LIA271M30070□VA
	270	35×50	0.20	1.70	LIA271M35050□VA
	330	30×85	0.20	2.10	LIA331M30085□VA
	330	40×50	0.20	2.00	LIA331M40050□VA
	390	40×60	0.20	2.20	LIA391M40060□VA
	470	40×70	0.20	2.60	LIA471M40070□VA
	470	45×55	0.20	2.70	LIA471M45055□VA
	560	40×80	0.20	3.20	LIA561M40080□VA
	560	45×65	0.20	3.30	LIA561M45065□VA
	680	40×95	0.20	3.80	LIA681M40095□VA
	680	45×75	0.20	3.60	LIA681M45075□VA
	820	45×90	0.20	4.20	LIA821M45090□VA
	820	50×75	0.20	4.20	LIA821M50075□VA
	1000	45×105	0.20	4.90	LIA102M45105□VA
1000	50×100	0.20	4.80	LIA102M50100□VA	
1200	50×110	0.20	5.60	LIA122M50110□VA	

*□Enter the appropriate terminal code.

*Please ask for advice for other sizes.

*Aluminum electrolytic capacitor will emit heat when ripple current is applied, the performance will deteriorate when temp. rises. the useful life will be half of original life when temp rises every 5°C. Please reduce the ripple current when using capacitor.